


EFYS Curriculum: Autumn 2: Memories



Key Books this term:
Class author: Julia Donaldson







Outdoor pumpkin digging, pumpkin carving, cooking pumpkin soup.



Role play bonfire scene
 Sparkler safety
 Firefighter visit
 Going on a leaf hunt
 Signs of autumn
 Cooking toffee apples.



Making Diwali music and dancing, role playing the Diwali story, making salt dough diya lamps, food tasting.
 Children in Need - collecting food for a food bank.



Seasonal birthdays
 Exploring each season and comparing to Autumn. Learning how to write a birthday card. Planning a 5th birthday party.

Information books about key workers.
 Key worker visit or zoom.
 Family Key workers. Evil Pea has escaped drama day.

Looking at the role of a post person. Writing letters and designing christmas cards. Learning about the story of Jesus and performing a christmas nativity. 'Santa Visit'. Learning how to write lists. Looking at toys of the past.



Spring

Summer

Autumn

Winter



Birthdays - your birthday is the day you are born and is celebrated once, on the same date every year.



Can you design and write a birthday card for a family member? Can you bake a cake together following the recipe / instructions?

Heroes - we will be looking at the key workers in our community who help us (eg. firefighters, police etc).



Can you do a project on your favourite superhero or key worker? Learn your address and practise what you might say if you had to call 999.

Halloween - Halloween is on October 31st every year. Christians traditionally called October 31st All Hallows' Eve.



Design and carve your own pumpkin at home. Can you count out the seeds to Match numbers 1 to 10? Can you make a magic potion using natural resources?

Bonfire Night - Bonfire Night is celebrated on the 5th November every year. We celebrate it because in 1605, a man called Guy Fawkes and his friends from York decided to try and blow up the houses of parliament.



Watch some fireworks together and talk about what you can see and hear. Make a model rocket using a cardboard tube - what colours will you choose?

Diwali - A Hindu celebration of light. A festival to remember the story of Rama and Sita.



Draw a picture of your favourite character from the Rama and Sita story. Can you design and draw a chalk rangoli pattern in your garden or front door?

Advent - Christians celebrate the birth of Jesus. Christmas day is celebrated on 25th December.



Can you design, create and write a real Christmas card and post it using a stamp?

Write and post a letter to Santa, you may even get a reply back!

Wrap some items and pass the parcel, can you guess what the item is by describing the shape and feel?

General Vocabulary

Celebrate	Gathering
Party	Traditions
Fireworks	Festival
Festive	Special

Key Vocabulary:

Birthdays

Gifts  Invitations 

Games  Cake 


Cards 


Bonfire Night


pop  bang  crackle  crowd  firework 

whoosh  sparkler  bonfire  toffee apple  Guy Fawkes 

Diwali

Rangoli pattern  Rangoli is a type of art that started in India. A rangoli design is made up of beautiful coloured patterns.

Mehndi pattern  Henna is used to create patterns on hands which are called mehndi patterns

Diva lamp  People light hundreds of lamps, called divas. They can be found in houses, shops and in the streets. Divas are usually made out of clay.

Advent

Jesus	prepare
God	
peace	month
arrival	
December	candle
love	
celebrate	wreath
crown	
candle	birth
feast	



Physical Development: Gross and Fine motor Skill

Squiggle Wiggle



Gross and fine motor movement using circles, arches and spirals.

Dough Disco



Fine motor control using dough to practise two finger disco, piano fingers and pinching the dough into a pizza.

Physical Development - gymnastics: move with control in a variety of ways and how to use these movements to create a sequence of 3 different actions: jumping jacks, jump and stop, joining jumps, rolls.



Can you make playdough at home following the recipe / instructions?

Expressive Arts and Design: Art /D&T

Painting and drawing focus: using colours for a purpose and specific tools for using lines and circles to represent shapes and objects.

Sculpting using salt dough / clay to make diva lamps to celebrate Diwali.

Following instructions / recipes to create and cook.

Following a self created plan to create a design, gather materials and then create a model.

Tool bench / area learning how to use mallets safely to tap golf tees. Using mallets and pliers to pull out.



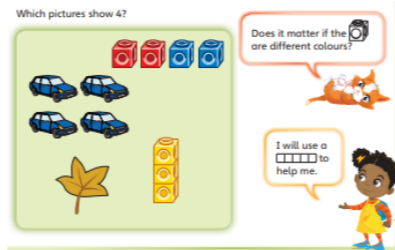
Music: Theme: Voice

I can sing songs, which contain a small range of notes (2 or 3 notes for example).

I can perform actions to accompany songs. (Move like a snake etc)

Mathematics All about the numbers 3, 4 and 5

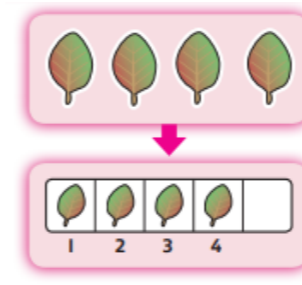
One to one correspondence - using one number name for each object when you count and tap.



Cardinality - understanding that the last number used to count a group of objects represents how many are in the group.

Different representation of number.

Using a 5 frame for counting, counting on and addition.



When tidying or playing at home practise counting toys, knives and forks for the dinner table, shoes, scoops when cooking etc

Literacy: Reading and Writing

Phonics

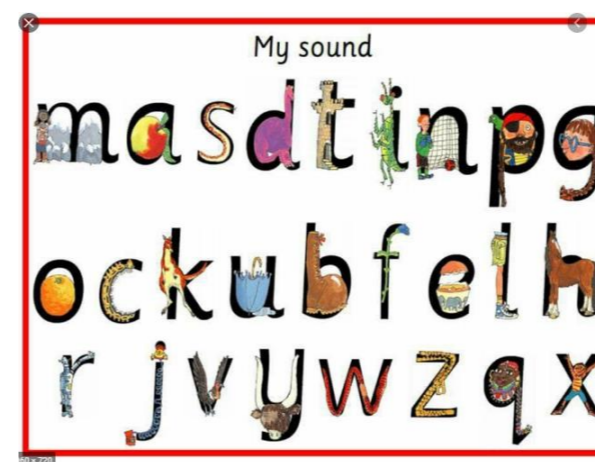


Oral Segmenting - this is when you split a word up into its individual sounds (c-a-t). We call this 'robot talk'.

Oral blending - this is when you blend the sounds together to say the word (cat). We use a blending arm motion from left to right to help blend the sounds together.



At home practise segmenting words for your child to blend, eg, can you go to b-e-d? (bed) or "drink your m-i-l-k." (milk).



We will be learning the sounds (phonemes) for each letter of the alphabet, linking each sound to its letter (grapheme).

We will also be learning a handwriting rhyme for each letter, to help with letter formation.



We will be reading simple words. "Look at the letter, make the sounds and blend the sounds together"



hat

Labelling pictures by writing the first sound and then all the sounds in order.



Can you practise writing each letter of the alphabet using the handwriting rhymes we have sent home? Check St Mary's Fields YouTube for handwriting videos.

Can you label some of your toys using the initial sound or try to sound out the full word?